



Sr.No.	Description	Unit	Rate (Rs.)		Ref. Tech. Specs.
			Labour	Composite	
13-1	a) Providing and laying roof insulation comprising single layer of first class burnt brick tile 9"x 4.5"x 1.5" laid with 1:6 cement sand mortar and grouted with 1:3 cement sand mortar laid over 4 inches (100mm) thick earth and 1 inch (25mm) thick gobri leaping over two coats of hot bitumen @ 34 lbs. per 100 Sq.ft.(1.65 Kg/Sq.m) sand blended covered with polythene sheet 300 gauge provided over single layer of tiles 12"x6"x1.25" laid in 1:6 cement sand mortar including 1:2 cement sand pointing underside of tiles including curing	Sq.m. Sq.ft.	1,000.95 93.05	3,668.75 340.95	13.3
	b) Providing and laying first class burnt brick tile roofing laid in 1 : 6 cement sand mortar including 1 : 2 cement sand pointing underside of tiles including curing for Tee iron/girder roof (Cost of Tee iron/ girder not included)	Sq.m. Sq.ft.	192.80 17.90	1,554.20 144.45	13.3
	c) Extra if PCC tiles are used in place of first class burnt bricks in item 13-1(b) above	Sq.m. Sq.ft.	67.50 6.25	543.95 50.55	13.4.2
13-2	a) Providing and laying second class brick tile roofing comprising 4 inches (100mm) thick earth and 1 inch (25 mm) thick mud plaster with gobri leaping over 1/2 inch (13mm) thick cement plaster 1:6 with 34 lbs./100 Sq.ft.(1.65 Kg/Sq.m.) hot bitumen coating sand blended in one coat, provided over one layer of tiles 12" x 6"x 2" laid in 1:6 cement sand mortar including 1:2 cement sand pointing underside of tiles including curing	Sq.m. Sq.ft.	635.00 59.00	3,018.00 280.50	13.4
	b) Providing and laying second class brick tile roofing comprising 4 inches (100mm) thick earth and 1 inch (25 mm) thick mud plaster with gobri leaping provided over one layer of tiles 12"x 6"x 2" laid in 1:6 cement sand mortar including 1:2 cement sand pointing underside of tiles including curing	Sq.m. Sq.ft.	621.55 57.75	2,701.15 251.05	13.4
13-3	Covering mud roof with coaltar 37 lbs./100 S.ft.(1.8 Kg /Sq.m) and fine sand.	Sq.m.	5.51	987.20	13.3.3
		Sq.ft.	0.50	91.75	13.15
13-4	Filling spaces in between:				13.3.2(13)
	a) Wooden battens over beams filled with deodar wood pieces (spacers)	Sq.m. Sq.ft.	95.00 8.85	378.90 35.20	13.3.2(4)(h)
	b) R.C.C. battens over beams filled with cement concrete blocks 1 : 3 : 6	Sq.m. Sq.ft.	156.10 14.50	199.20 18.50	
	c) Spaces filled with bricks in 1 : 3 cement sand	Sq.m. Sq.ft.	8.75 0.80	141.50 13.15	
13-5	Providing and laying roof insulation comprising single layer of first class burnt brick tile 9"x 4.5"x 1.5" laid with 1:6 cement sand mortar and grouted with 1:3 cement sand mortar laid over 4 inches (100mm) thick earth and 1 inch (25mm) thick mud plaster without bhoosa over two coats of hot bitumen @ 34 lbs. per 100 Sq.ft.(1.65 Kg/Sq.m) sand blended covered with polythene sheet 300 gauge including curing etc. complete in all respect.	Sq.m. Sq.ft.	324.40 30.15	3,089.70 287.15	13.3
		13-6	Providing and filling earth over roof including watering, ramming, mud plastering with gobri leaping		
	a) 3 inches (75mm) thick earth filling and mud plastering 1 inch (25mm) nominal thickness	Sq.m. Sq.ft.	112.50 10.45	1,785.42 165.95	
	b) 4 inches (100mm) thick earth filling and 1 inch (25 mm) thick mud plastering	Sq.m. Sq.ft.	137.50 12.80	2,344.10 217.85	




Sr.No.	Description	Unit	Rate (Rs.)		Ref. Tech. Specs.
			Labour	Composite	
13-7	3.25 mm nominal thick gobar leaping on roof or floors.	Sq.m. Sq.ft.	17.50 1.65	19.30 1.80	13.3.3.10
13-8	Providing and fixing corrugated G.I. sheets with G.I. hooks, bolts, nuts, limpets and bitumen washers including cutting to required sizes and overlaps but without valleys and ridges (excluding cost of frame work) in ground floor				13.5
a)	18 S.W.G. (1.219 mm) thick sheets roofing	Sq.m. Sq.ft.	476.55 44.30	3,737.15 347.30	
b)	20 S.W.G. (0.914mm) thick sheets roofing	Sq.m. Sq.ft.	476.55 44.30	3,221.85 299.45	
c)	22 S.W.G. (0.711mm) thick sheets roofing	Sq.m. Sq.ft.	476.55 44.30	2,823.90 262.45	
d)	24 S.W.G. (0.559 mm) thick sheets roofing	Sq.m. Sq.ft.	476.55 44.30	2,181.56 202.75	
e)	26 S.W.G. (0.457 mm) thick sheets roofing	Sq.m. Sq.ft.	476.55 44.30	1,328.46 123.45	
13-9	Providing khassi parnalas in cement sand mortar 1 : 2, 12inches (300mm) outside width finished smooth with a floating coat of neat cement	R.M. R.ft.	352.50 107.45	477.85 145.65	13.9.5
13-10	Providing Khurras on roof 24" x 24" x 2" (600mm x 600mm x 50mm) size	Each	420.00	594.45	13.9.1
13-11	Providing bottom khurras of brick masonry in cement sand mortar 1:6, size 48"x24"x 1.5" (1250mmx 600mmx 38mm) over 3inches (75mm) thick cement concrete 1:4:8	Each	420.00	1,644.45	13.9
13-12	Providing and laying plain galvanized iron sheet 22 SWG (1.21 mm) rain water down pipe including cost of clamps and fixing in position				13.11
a)	4 inches (100 mm) diameter down pipe	R.M. R.ft.	285.00 86.85	738.08 224.95	
b)	5 inches (125 mm) diameter down pipe	R.M. R.ft.	285.00 86.85	777.60 237.00	
13-13	Providing and fixing plain galvanized iron sheet flashing 22 SWG (1.21mm)	Sq.m. Sq.ft.	1,055.00 98.05	1,307.29 121.50	13.11
13-14	Providing and fixing in position cast iron rain water down pipe including painting and clamps but excluding heads and shoes				13.16
a)	4 inches (100 mm) diameter C.I. down pipe	R.M. R.ft.	261.00 79.55	634.05 193.25	
b)	3 inches (75 mm) diameter C.I. down pipe	R.M. R.ft.	261.00 79.55	410.00 124.95	
13-15	Providing and fixing in position cast iron rain water down pipe head including cost of clamps, holdfasts, nuts, bolts and painting.				13.17
a)	4 inches (100 mm) diameter C.I. head	Each	32.75	256.65	
b)	3 inches (75 mm) diameter C.I. head	Each	32.75	220.80	

Sr.No.	Description	Unit	Rate (Rs.)		Ref. Tech. Specs.
			Labour	Composite	
13-16	Providing and fixing cast iron rain water pipe shoe, bend and offset including cost of clamps, holdfasts, bolts, nuts and painting				13.17
a)	4 inches (100 mm) dia. shoe or bend or offset	Each	2,397.50	2,637.40	
b)	3 inches (80 mm) dia. shoe or bend or offset	Each	2,397.50	2,543.35	
13-17	Providing and fixing plain 22 SWG (1.21 mm) G.I. sheet spout size 30"x6" (750mm x 150mm) including painting	Each	285.00	428.15	13.9.6
13-18	Providing and fixing plain G.I. sheets with G.I. bolts, nuts, limpets and bitumen washers including cutting to required sizes and overlaps but excluding cost of frame work in ground floor				
a)	18 SWG (1.219 mm.) thick sheet roofing	Sq.m. Sq.ft.	155.55 14.45	1,976.55 183.70	
b)	20 SWG (0.914 mm.) thick sheet roofing	Sq.m. Sq.ft.	155.55 14.45	1,783.40 165.75	
c)	22 SWG (0.711 mm.) thick sheet roofing	Sq.m. Sq.ft.	155.55 14.45	1,365.60 126.90	
d)	24 SWG (0.559 mm.) thick sheet roofing	Sq.m. Sq.ft.	155.55 14.45	1,096.70 101.90	
e)	26 SWG (0.457 mm.) thick sheet roofing	Sq.m. Sq.ft.	155.55 14.45	1,004.80 93.40	
13-19	Extra for fixing of G.I. corrugated or plain sheets on curved frame surface to a minimum radius of 5 ft. (1.5m) in ground floor	Sq.m. Sq.ft.	83.15 7.75	83.15 7.75	13.8
13-20	Providing and fixing corrugated asbestos cement sheets roofing 1/4" (6.4mm) thick with G.I. Hooks, bolts and G.I. or bitumen washers without valleys and ridges excluding the cost of frame work in ground floor.	Sq.m. Sq.ft.	118.75 11.05	451.19 41.95	13.6
13-21	Providing and fixing corrugated asbestos cement sheet coloured roofing 5/32" (4mm) thick with G.I. Hooks, bolts and G.I. Or bitumen washers, without valleys and ridges excluding the cost of frame work in first floor.	Sq.m. Sq.ft.	118.75 11.05	473.62 44.00	13.6
13-22	Providing and fixing corrugated G.I. sheet ridges 6 inches (150mm) girth and laps on either side with G.I. bolts, nuts, limpets and bitumen washers in ground floor 6" Lap and 18" overall width.				13.5
a)	18 SWG (1.219 mm) G.I. galvanized sheet ridge	Sq.m. Sq.ft.	417.20 38.75	1,489.74 138.45	
b)	20 SWG (0.914 mm) G.I. galvanized sheet ridge	Sq.m. Sq.ft.	417.20 38.75	2,204.35 204.85	
c)	22 SWG (0.711 mm) G.I. galvanized sheet ridge	Sq.m. Sq.ft.	417.20 38.75	1,930.15 179.40	
d)	24 SWG (0.559 mm) G.I. galvanized sheet ridge	Sq.m. Sq.ft.	417.20 38.75	1,020.24 94.80	
e)	26 SWG (0.457 mm) G.I. galvanized sheet ridge	Sq.m. Sq.ft.	417.20 38.75	943.59 87.70	



Sr.No.	Description	Unit	Rate (Rs.)		Ref. Tech. Specs.
			Labour	Composite	
13-23	Providing and fixing fiber glass galvanized sheet with G.I. bolts, nuts, limpets and bitumen washers in ground floor.	Sq.m.	417.20	5,127.75	13.12
		Sq.ft.	38.75	476.55	
13-24	Providing and fixing plain G.I. sheet ridges 6inches (150mm) girth and laps on either side with G.I. hooks, nuts, limpets and bitumen washers in ground floor 9" Lap and 24" overall width.				13.55(v)
a)	18 SWG (1.219 mm) plain galvanized sheet ridge	Sq.m.	391.74	1,564.75	
		Sq.ft.	36.40	145.40	
b)	20 SWG (0.914mm) plain galvanized sheet ridge	Sq.m.	391.74	1,548.66	
		Sq.ft.	36.40	143.95	
c)	22 SWG (0.711mm) plain galvanized sheet ridge	Sq.m.	391.74	1,470.28	
		Sq.ft.	36.40	136.65	
d)	24 SWG (0.559mm) plain galvanized sheet ridge	Sq.m.	391.74	1,379.57	
		Sq.ft.	36.40	128.20	
e)	26 SWG (0.457 mm) plain galvanized sheet ridge	Sq.m.	391.74	1,120.94	
		Sq.ft.	36.40	104.20	
13-25	Providing and fixing asbestos cement ridge two pieces close fitting or plain wing adjustable, 1/4 inch (6.4mm) thick with bolts and nuts in ground floor	R.M.	20.45	572.10	13.6.5
		R.ft.	6.25	174.40	
13-26	Providing and fixing asbestos cement ridge two pieces close fitting or plain wing adjustable, 5/32" (4mm) thick with bolts and nuts in ground floor	R.M.	20.45	545.60	13.6.5
		R.ft.	6.25	166.30	
13-27	Providing and fixing A.C. ridge plain angular one piece including bolts and nuts in ground floor	R.M.	20.45	572.10	13.6.5
		R.ft.	6.25	174.40	
13-28	Providing and fixing two piece adjustable asbestos cement ridge finials in any floor at any height with bolts and nuts.				13.6.5
a)	Grey Colour	Each	118.75	282.90	
		Each	118.75	296.00	
b)	Other than grey colour	Each	118.75	296.00	
		Each	118.75	296.00	
13-29	Providing and fixing plain galvanized iron gutters 18 inches (450mm) girth with bolts and nuts in ground floor				13.10.2
a)	18 SWG (1.219mm) thick G.I. sheet gutter	R.M.	94.65	768.03	
		R.ft.	28.85	234.10	
b)	20 SWG (0.914mm) thick G.I. sheet gutter	R.M.	94.65	611.78	
		R.ft.	28.85	186.45	
c)	22 SWG (0.711mm) thick G.I. sheet gutter	R.M.	94.65	443.69	
		R.ft.	28.85	135.25	
13-30	Providing and fixing 22 SWG (1.21mm) G.I. sheet gutter semi circular 12inches (300mm) diameter.	R.M.	219.56	529.51	13.10.2
		R.ft.	66.90	161.40	
13-31	Providing and fixing A.C. valley gutters size 9" x 6" (229mmx 152mm) and 1/4" (6.4mm) thick in ground floor	R.M.	193.80	663.63	13.10.2
		R.ft.	59.05	202.30	
13-32	Providing and fixing 1/4" (6.4mm) thick plain asbestos cement sheet ceiling on wooden frame with deodar wood beading 2" x 1/2" (51mm x13mm) of required shape fixed with screws perforated in corners if required but excluding the cost of frame in ground floor	Sq.m.	141.80	1,009.90	13.7
		Sq.ft.	13.20	93.85	


Sr.No.	Description	Unit	Rate (Rs.)		Ref. Tech. Specs.				
			Labour	Composite					
13-33	a) Providing and fixing 1/2" (13mm) thick soft board ceiling of 600 kg per Cu.m. density with deodar wood beading 2" x 1/2" (51mm x 13mm) of required shape fixed with screws perforated in corners if required but excluding the cost of frame in ground floor	Sq.m.	141.80	676.50	13.13				
		Sq.ft.	13.20	62.85					
	b) Same as Item 13-33 but for chip board 1/2" (13mm) thick instead of soft board	Sq.m.	141.80	974.75					
		Sq.ft.	13.20	90.60					
	c) Same as Item 13-33 but for hard board 1/4" (6mm) thick instead of soft board	Sq.m.	141.80	304.50					
		Sq.ft.	13.20	28.30					
13-34	Providing and fixing thermopore sheet ceiling on wooden frame with deodar wood beading 2" x 1/2" (51mm x 13mm) of required shape, fixed with screws perforated in corners if required but excluding the cost of frame in ground floor				13.14				
						a) 1/2 inch (13mm) thick thermopore sheet ceiling	Sq.m.	190.00	836.70
							Sq.ft.	17.65	77.75
						b) 1 inch (25 mm) thick thermopore sheet ceiling	Sq.m.	190.00	941.90
							Sq.ft.	17.65	87.55
						c) 1-1/2 inch (38 mm) thick thermopore sheet	Sq.m.	190.00	1,034.00
Sq.ft.	17.65	96.10							
13-35	Providing and fixing hessian cloth ceiling with wooden beading 2"x1/2" (50mm x13mm) in ground floor	Sq.m. Sq.ft.	88.60 8.25	1,128.30 104.85					
13-36	Providing, fixing and hoisting best quality wood ceiling frame of required section including providing approved anti-termite treatment				13.13.2				
						a) Deodar wood	Cu.m.	759.49	2,988.70
							Cu.ft.	21.50	84.65
						b) Partal wood	Cu.m.	759.49	2,006.00
							Cu.ft.	21.50	56.80
						c) Kail wood	Cu.m.	759.49	2,274.30
Cu.ft.	21.50	64.40							
13-37	Extra labour for erection of G.I.corrugated sheets, plain sheets or asbestos cement sheet roofing, above 20 ft. (6 m) height in difficult position, including lifting with care and special scaffolding along live electric wire.	Sq.m. Sq.ft.	35.30 3.30	35.30 3.30	13.6				
13-38	Supplying and laying twin plain G.I. sheet 20 SWG (1.31 mm) painted with hot bitumen 1.65 kg/sq.m. with polythene film in between 300 gauge (0.03 mm) to provide a sliding joint under the bearing of the beams including 3 inch (75 mm) long three nos. bars to act as holdfasts on walls and beams.	Sq.m. Sq.ft.	120.95 11.25	2,898.05 269.35	13.11				
13-39	Providing and laying first class tile roof insulation comprising single layer of tiles 9"x 4-1/2"x 1-1/2" grouted with cement sand mortar 1:3 laid over 2 inch (50mm) thick earth including mud plaster over thermopore sheet over polythene sheet 300gauge (0.03mm) over a layer of hot bitumen coating, complete in all respect.				13.3				
						a) Using thermopore sheet 1/2 inch (13mm) thick.	Sq.m. Sq.ft.	278.00 25.85	1,638.39 152.25



Sr.No.	Description	Unit	Rate (Rs.)		Ref. Tech. Specs.
			Labour	Composite	
	Using thermopore sheet 1 inch (25mm) thick.	Sq.m.	278.00	1,721.39	
		Sq.ft.	25.85	160.00	
	Using thermopore sheet 1-1/2 inch (37mm) thick.	Sq.m.	278.00	1,761.97	
		Sq.ft.	25.85	163.75	
13-40	Providing and fixing asbestos cement rain water down pipe 4 inches (100mm) dia. with shoe and other accessories	Sq.m. Sq.ft.	38.75 3.60	582.45 54.15	
13-41	Making recess in existing brick masonry for bearing of beam girder, R.S joist including repairing damaged surface				
	a) Upto 12 inches (0.30 m) height of girder or beam	Each	339.40	369.30	
	b) For every 6 inches (0.15 m) additional height or part thereof	Each	195.00	207.00	
13-42	Making jarries in existing masonry/concrete for providing recesses for bearing of R.C.C. roof slab including repairing the damaged surface				13.2
	a) Slab upto 6 inches (150mm) thick in brick masonry	R.M. R.ft.	62.50 19.05	71.25 21.70	
	b) Slab exceeding 6 inches (150mm) thick in brick masonry	R.M. R.ft.	93.75 28.60	94.55 28.80	
	c) Slab upto 6 inches (150mm) thick in stone masonry	R.M. R.ft.	93.75 28.60	94.55 28.80	
	d) Slab exceeding 6 inches (150mm) thick in stone masonry or plain concrete	R.M. R.ft.	141.25 43.05	159.60 48.65	
	e) Slab upto 6 inches (150mm) thick in R.C.C	R.M. R.ft.	125.00 38.10	162.50 49.55	
	f) Slab exceeding 6 inches (150mm) thick in R.C.C	R.M. R.ft.	187.50 57.15	243.75 74.30	
13-43	Hoisting R.S. beams or wooden beams and placing in position.	Each	225.00	225.00	
13-44	Hoisting and placing in position wooden ballies over roof.	Each	56.25	56.25	
13-45	Extra for roofing of any description other than R.C.C. in any floor for every 5 ft. (1.5m) height or part thereof beyond 15 ft. (4.5 m)	Sq.m. Sq.ft.	19.15 1.80	44.95 4.20	13.3.2(4) 13.3.3(1)
13-46	Extra for ridges, valleys, gutters etc. of any description for every 5ft (1.5m) height or part thereof beyond 15 ft (4.5m)	R.M. R.ft.	29.80 9.10	31.30 9.55	
13-47	Extra for ceiling of any description in any floor for every 5 ft. (1.5m) height or part thereof beyond 15 ft. (4.5m)	Sq.m. Sq.ft.	63.70 5.90	85.65 7.95	
13-48	Providing and laying 1" thick glass wool/roof kool sheets in 1" thick sheet cavity walls	Sq.m. Sq.ft.	194.50 18.10	598.80 55.65	

Sr.No.	Description	Unit	Rate (Rs.)		Ref. Tech. Specs.
			Labour	Composite	
13-49	Providing and laying first class tile roof insulation comprising single layer of tiles 12"x 6"x 1-1/2" grouted with cement sand mortar 1:3 laid over 2.5" thick cement concrete 1:4:8 over glass wool /roof kool sheet wrapped in polythene sheet 300gauge (0.03mm.) over a coat of PB- 4 bitumen layer at the rate of 1.65 Kg./Sq.m.	Sq.m.	375.75	2,490.10	13.2
		Sq.ft.	34.90	231.40	
13-50	Providing and laying first class tile roof insulation comprising single layer of tiles 12"x 6"x 1-1/2" grouted with cement sand mortar 1:3 laid over 3" thick mud plaster over glass wool /roof kool sheet wrapped in polythene sheet 300 gauge (0.03 mm.) over a coat of PB-4 bitumen layer at the rate of 1.65 Kg/Sq.m.	Sq.m.	376.95	3,357.85	13.2
		Sq.ft.	35.05	312.05	
13-51	Providing and laying G.I. pipes insulation for water supply delivery pipe comprising glass wool, jutoid water proof covered with plaster of paris treatment				29.3.9
a)	Upto 1 inch (25 mm) dia. pipe	R.M.	187.10	561.10	
		R.ft.	57.05	171.05	
b)	Upto 1" to 2" (25 mm to 50 mm) dia. pipe	R.M.	215.20	645.25	
		R.ft.	65.60	196.65	
c)	Upto 2" to 3" (50 mm to 75 mm) dia. pipe	R.M.	243.25	729.40	
		R.ft.	74.15	222.30	
13-52	Add extra for respective payable item of ground floor				
a)	For first floor	% Increase	0.10	0.10	
b)	For every additional floor above first floor	% Increase	0.08	0.08	
13-53	Providing and fixing C.I. pipe spouts of required length and dia including fixing in cement mortar 1:4				13.16 13.9.6
a)	2" (50 mm) dia.	R.M.	71.25	679.45	
		R.ft.	21.70	207.10	
b)	3" (75 mm) dia.	R.M.	71.25	820.25	
		R.ft.	21.70	250.00	
c)	4" (100 mm) dia.	R.M.	71.25	1,040.34	
		R.ft.	21.70	317.10	
13-54	Providing and fixing Asbestos pipe spouts of required length and dia including fixing in cement mortar 1 : 4.				13.9.6
a)	2" (50 mm) dia.	R.M.	71.25	435.49	
		R.ft.	21.70	132.75	
b)	3" (75 mm) dia.	R.M.	71.25	445.62	
		R.ft.	21.70	135.85	
c)	4" (100 mm) dia.	R.M.	71.25	585.65	
		R.ft.	21.70	178.50	

Sr.No.	Description	Unit	Rate (Rs.)		Ref. Tech. Specs.
			Labour	Composite	
13-55	Providing and fixing Asbestos cement rain water down pipe with sealing collars, bolts and nuts and tail piece fixed in cement concrete 1:2:4 including filling joints with asbestos rope and cement mortar 1:2				27.3.1.1 13.16.3
a)	3" (75 mm) dia.	R.M. R.ft.	52.77 16.10	421.30 128.40	
b)	4" (100 mm) dia.	R.M. R.ft.	62.90 19.15	598.60 182.45	
13-56	Providing and fixing shoe of Asbestos cement rain water down pipe with mild steel fastener fixed in cement concrete 1:2:4 including filling joints with asbestos rope and cement mortar 1:2				27.3.1.1 23.2.6.5
a)	3" (75 mm) dia.	Each	117.06	321.10	
b)	4" (100 mm) dia.	Each	117.06	277.80	
13-57	Providing and fixing A.C. plain bend of any degree for rain water down pipe with mild steel fasteners fixed in cement concrete 1:2:4 including filling joints with asbestos rope and cement mortar 1:2.				27.3.1.1 23.2.6.5
a)	3" (75 mm) dia.	Each	117.05	323.34	
b)	4" (100 mm) dia.	Each	107.40	495.04	
13-58	Providing and fixing with 6" (150 mm) projection A.C. offset for rain water down pipe with mild steel fasteners fixed in cement concrete 1:2:4 including filling joints with asbestos rope and cement mortar 1:2.				27.3.1.1 13.16.3
a)	3" (75 mm) dia.	Each	117.05	277.97	
b)	4" (100 mm) dia.	Each	126.75	297.59	
13-59	Providing and fixing with A. C. head of any shape for rain water down pipe with mild steel fasteners fixed in cement concrete 1:2:4 including filling joints with asbestos rope and cement mortar 1:2.				27.3.1.1 23.2.6.5
a)	3" (75 mm) dia.	Each	117.05	216.32	
b)	4" (100 mm) dia.	Each	117.05	231.88	
13-60	Providing and fixing P.V.C rain water down pipe with mild steel clamps, bolts and nuts fixed in cement concrete 1:2:4.				27.3.1.1 23.2.6.5
a)	3" (75 mm) dia.	R.M. R.ft.	80.44 24.50	726.25 221.35	
b)	4" (100 mm) dia.	R.M. R.ft.	80.45 24.50	737.27 224.70	
13-61	Providing and fixing P.V.C. socket for rain water downpipe.				27.3.1.1
a)	3" (75 mm) dia.	Each	37.15	216.90	
b)	4" (100 mm) dia.	Each	80.45	306.62	
13-62	Providing and fixing P.V.C bend of any degree for rain water down pipe with M.S. clamps bolts and nuts in cement concrete 1:2:4.				27.3.1.1 23.2.6.5
a)	3" (75 mm) dia.	Each	327.59	1,314.85	
b)	4" (100 mm) dia.	Each	327.60	867.95	
13-63	Providing and fixing PVC offset of any degree for rain-water down pipe on walls with M.S. clamps, bolts and nuts in cement concrete 1:2:4.				27.3.1.1
a)	3" (75 mm) dia.	Each	327.60	1,314.85	
b)	4" (100 mm) dia.	Each	327.60	867.95	
13-64	Providing and fixing 3/16" (5 mm) thick M.S. caps of approved size and shape on top of chimney of R.C.C. pipe including two coats of paint on priming coat.				27.3.1.1
a)	4" (100 mm) dia.	Each	84.40	240.43	



Sr.No.	Description	Unit	Rate (Rs.)		Ref. Tech. Specs.
			Labour	Composite	
	b) 6" (150 mm) dia.	Each	240.55	622.80	
13-65	Providing and fixing PVC caps of approved size and shape on top of chimney of R.C.C. pipe.				
	a) 4" (100 mm) dia.	Each	84.40	197.15	
	b) 6" (150 mm) dia.	Each	84.40	422.60	
13-66	a) Extruded Polystyrene Rigid board with thickness 50 mm is installed	Sq.m	3.25	1,116.90	
		Sq.ft	0.30	103.80	
	a) Extruded Polystyrene Rigid board with thickness 38 mm is installed	Sq.m	2.50	1,000.80	
		Sq.ft	0.25	93.00	
	a) Extruded Polystyrene Rigid board with thickness 25 mm is installed	Sq.m	2.05	676.55	
		Sq.ft	0.20	62.90	